

ATTENDEE INFORMATION

Storytime with Santa & Mrs. Claus





EVENT ON DEMAND

It's
Christmas!

Event Preparations

There are no specific preparations necessary for this event. This package contains a variety of pages that students can complete before, during, or after the event. To help with focus, we recommend printing at least one page for students to work on or colour during the event.

Note: due to lighting issues, Mrs. Claus is not able to hold up the pictures as she reads the books. You may want to have the books on hand to show students the pictures as she reads.



Helpful Hints

Before

Preparations

Questions for Santa

Have students brainstorm questions to ask Santa during the Q&A using the *Questions for Santa* handout.

Print Handouts

Print a couple colouring sheets for students to work on during the event.

During

What to Expect

Welcome

Sing-A-Long #1

Story #1

Story #2

BRAIN BREAK

Q&A With Santa

Sing-A-Long #2

Story #3

Wrap Up

After

Now What?

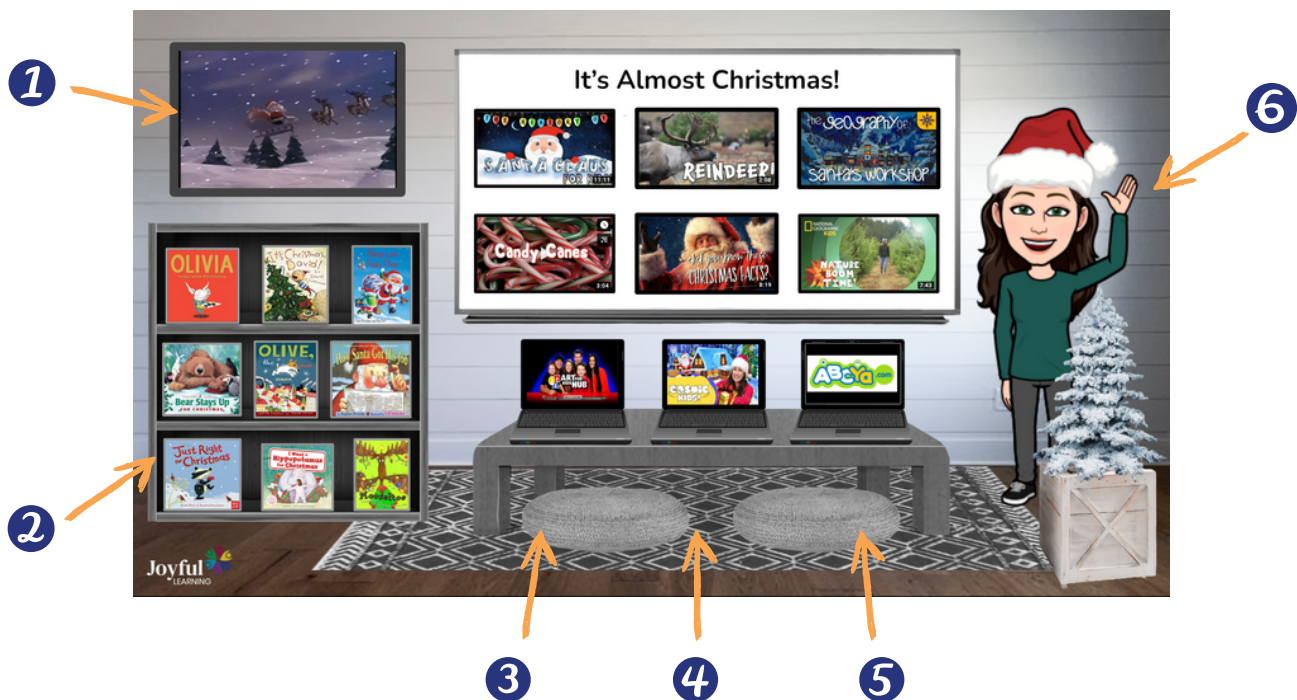
Letters to Santa

Have students write a letter to Santa. They can share their favourite Christmas books, a special Christmas memory or anything else they may want Santa to know!

Virtual Classroom

Our Christmas virtual classroom is filled with informational videos, read aloud books, guided drawings, brain break videos and more for your learners to explore at school or at home. To keep students safe and on task, YouTube videos are linked through SafeShare which removes advertisements and suggested videos.

Inside the Virtual Classroom



1 Educational Videos
(on whiteboard)

2 Read Aloud Videos

3 15 Guided Drawings

4 8 Brain Break Videos

5 10 Christmas Games

6 Welcome Message

kids.joyfullearning.net/christmas

Terms of Use

By downloading this resource you are agreeing that the contents are the intellectual property of Joyful Learning, Hayley Legassie, or other creators where indicated; and licensed to you only for single classroom use. We retain the copyright, and reserve all rights to this product.

You May

- Use and copy resources for your own single-classroom use, or your own personal use.
- Reference this product in blog posts, at seminars, professional development workshops, or other venues, only if both credit is given to myself (Hayley Legassie) as the author, shares the cover page only and links back to our website are included in those contexts.

You May Not


- Claim this work as your own, alter the files in any way, or remove copyright/watermarks.
- Sell or share the files, or combine the files into another unit for sale or free without prior written permission.
- Post this document for commercial use elsewhere on the internet (this includes Google Doc links on blogs).
- Making copies of purchased items to share with others is strictly forbidden and is a violation of Terms of Use.

Credits

Thank you to the following people for contributing their skills and talents to this product:



Thank you for abiding by universally accepted codes of professional ethics while using this product.



Questions for Santa



My question for Santa is...

What I think the answer is...




Letter to Santa



Handwriting practice lines for writing a letter to Santa. The page features multiple sets of three horizontal lines: a solid top line, a dashed middle line, and a solid bottom line. There are four sets of these lines on the left side and two sets on the right side, providing ample space for writing.




Merry Christmas





Merry Christmas






Merry Christmas






Merry Christmas





Merry Christmas



About Us

Hi, I'm Mrs. Legassie!

I live in Fort Langley, BC with my husband, our two kids, and our Rhodesian Ridgeback. I have been a teacher since 2010 and have experience teaching in the private, public, and homeschool settings.

I am currently the Lead Educator at Joyful Learning where I host virtual educational events and create companion teaching resources like this!



About Joyful Learning

Joyful Learning is a project of Legassie Education Access Foundation (LEAF) a not-for-profit organization currently focusing on the development of affordable online educational experiences that spark joy, wonder and a love of learning.

Joyful Learning launched in the early days of the pandemic, bringing people together through online events, helping them to feel connected to the world outside of their classroom or home learning space, and to develop an understanding of how their attitudes and actions have an impact on the world around them. Since then, Joyful Learning has have hosted more than 150 virtual events connecting with over 75,000 children from more than 3700 classrooms across North America.

Follow us to stay updated on
new events and resources!



Let's Connect!

Questions?

I have greatly enjoyed creating this resource and have done my best to ensure it is complete and easy to use. If you have any questions or suggestions, please email me at hayley@joyfullearning.net. I'm here to help!

Share your photos with us!

We love to see pictures and videos of students enjoying our events and resources!

EMAIL

hello@joyfullearning.net

INSTAGRAM & FACEBOOK

[@joyfullearningcanada](https://www.instagram.com/joyfullearningcanada)

*Tag us in
your photos!*



TIKTOK

[@joyful.learning](https://www.tiktok.com/@joyful.learning)

TWITTER

[@joyfullylearn](https://twitter.com/joyfullylearn)

Please note that by sharing your photos, they may be used by Joyful Learning on our website or social media. Please ensure you have the appropriate permissions from parents/ guardians to share these photos.

