

RESOURCE PACKAGE

Pink Shirt Day EVENT



MONIQUE GRAY SMITH

RECORDED FEBRUARY 2024

*Indigenous
Voices*

Pink Shirt Day

Monique Gray Smith
Author Visit



This companion Resource Package contains a number of lesson ideas and activities to complete before, during, and after the author visit. I truly hope that you find it valuable both as a learning experience for your students and as a time saver for yourself. I have greatly enjoyed creating this resource and have done my best to ensure it is complete and easy to use. If you have any questions or suggestions, please email me at hayley@joyfullearning.net. I'm here to help!

What's Inside?

1

Pink Shirt Day Virtual Classroom & Resources

Our [Pink Shirt Day Virtual Classroom](#) is filled with videos, read aloud books, and directed drawings for learners to explore at school and at home.

2

Author Visit & Book Activities

Lessons and activities designed to help students unpack the key messages in the books and our conversation with author Monique Gray Smith.

3

Letter to the Author

There are always so many amazing questions and comments during our events. Your students are invited to write a letter to the author to share their questions and thoughts about the book.

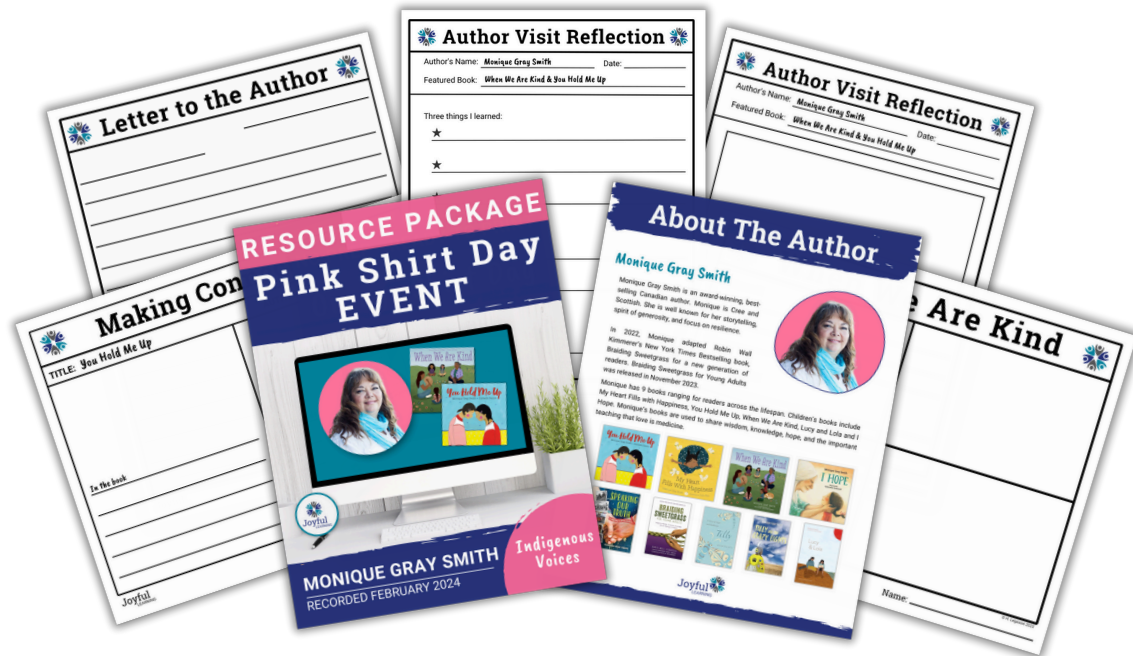
4

Blank Student Response Pages

We have included a variety blank templates for you to use with any question or writing prompt that best fit your goals for your learners.

How To Use This Resource

This companion Resource Package contains a number of lesson ideas and activities to complete before, during, and after the author visit. Below is one suggested lesson sequence - all of which can be found in this package. Select the activities and sequence that work best for your learners.



Suggested Lesson Sequence

Before

Set The Stage

What is Pink Shirt Day?

Explore the origins and purpose of Pink Shirt Day through the links in the virtual classroom.

Print Activity Pages

To help with focus we recommend printing at least one activity page for students to work on during the event.

During

What to Expect

Welcome

Book Reading

Presentation by Author

BRAIN BREAK

Q&A with Author

Wrap Up

After

Closure

Author Visit Reflections

Choose one or more activity to unpack the main messages discussed during the author visit.

Letter to the Author

Write a letter to Monique sharing questions and thoughts about her story and presentation.

Pink Shirt Day Resources

Pink Shirt Day & Anti-Bullying Lessons

Our collection of Pink Shirt Day resources contains many complete lessons and activities ideas for students to complete before, during, and after Pink Shirt Day - or as stand alone lessons addressing bullying, kindness, and the origins of Pink Shirt Day.



[SEE ALL RESOURCES](#)

Kindness Lessons

Our free Pink Shirt Day Resource Package includes a multi-part kindness lesson from literacy specialist, Adrienne Gear, two colouring pages featuring the artwork of Michelle Stoney, Gitxsan artist, and a few Pink Shirt Day activities.



[DOWNLOAD NOW](#)

Virtual Classroom

Joyful Learning's [Pink Shirt Day Virtual Classroom](#) is filled with informational videos, read aloud books, directed drawings, and more for your learners to explore at school or at home. To keep students safe and on task, YouTube videos are linked through SafeShare which removes advertisements and suggested videos.

Inside the Virtual Classroom



1 Educational Videos
(on whiteboard)

2 Read Aloud Videos

3 Brain Break Video

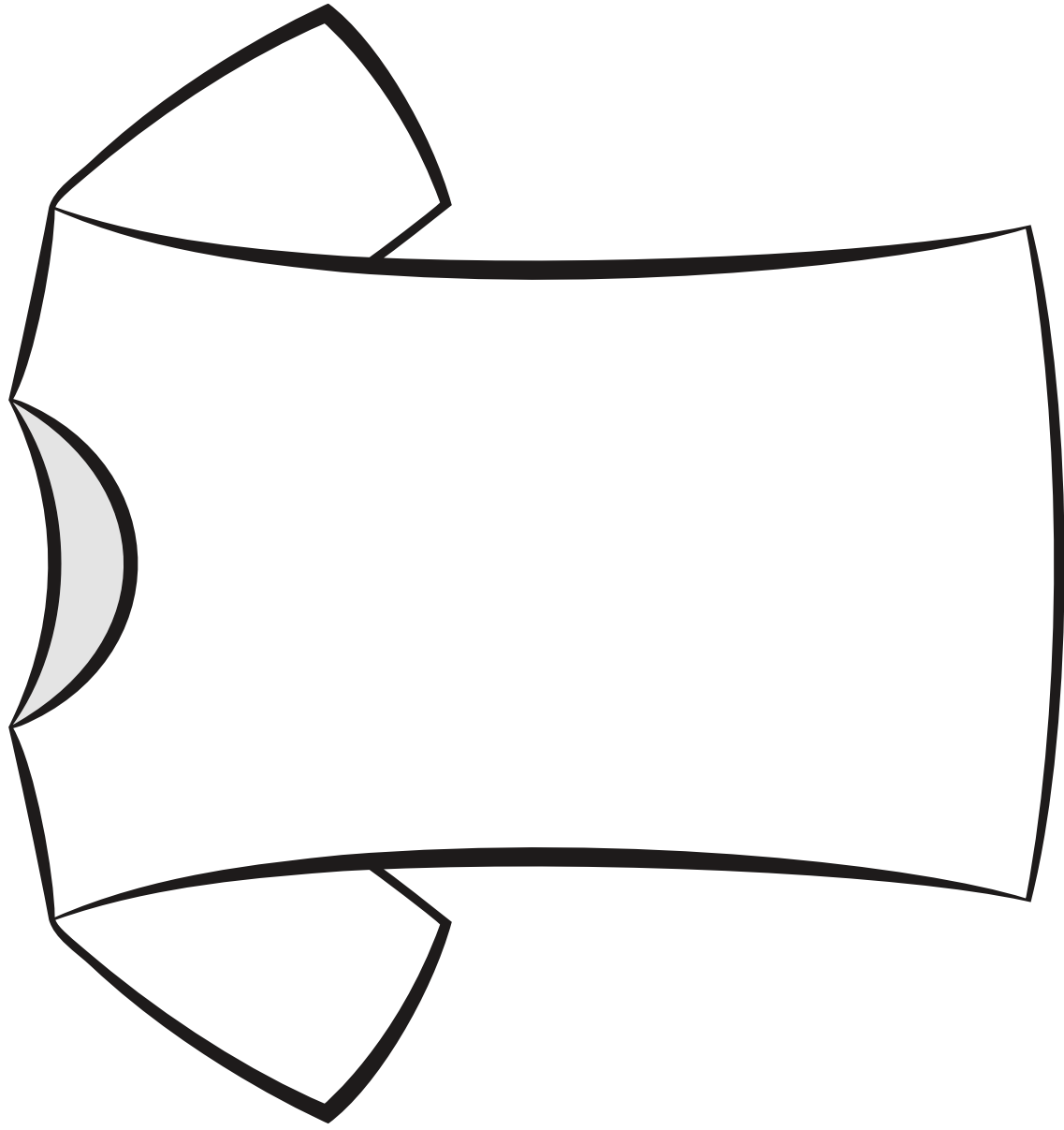
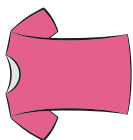
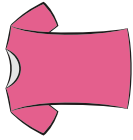
4 Guided Drawing
Video

5 Pink Shirt Day Story

6 Welcome Message

kids.joyfullearning.net/pinkshirtday

Pink Shirt Day

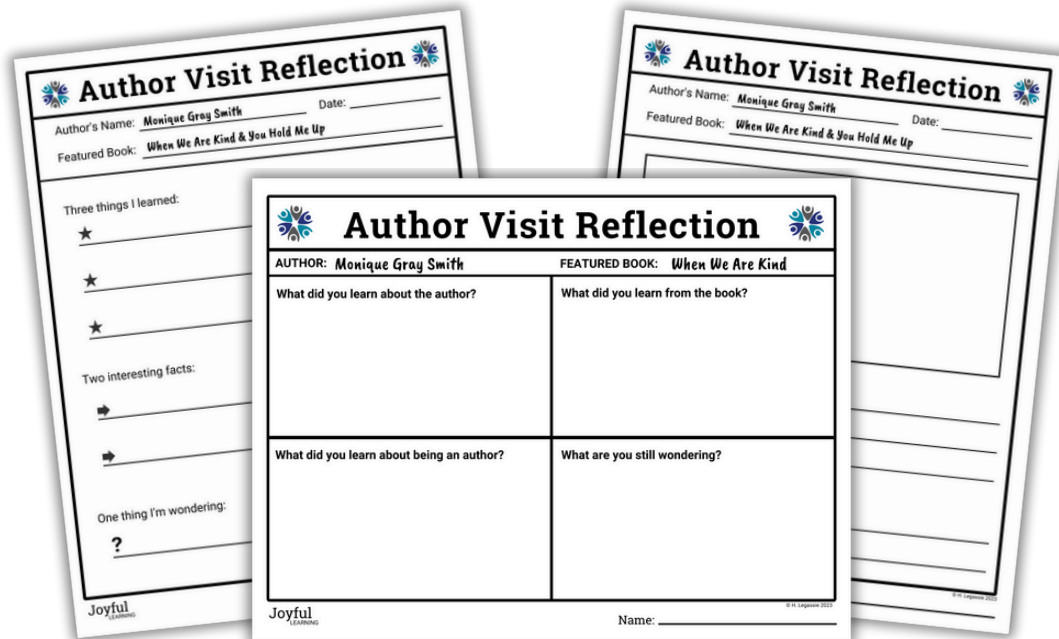




Pink Shirt Day

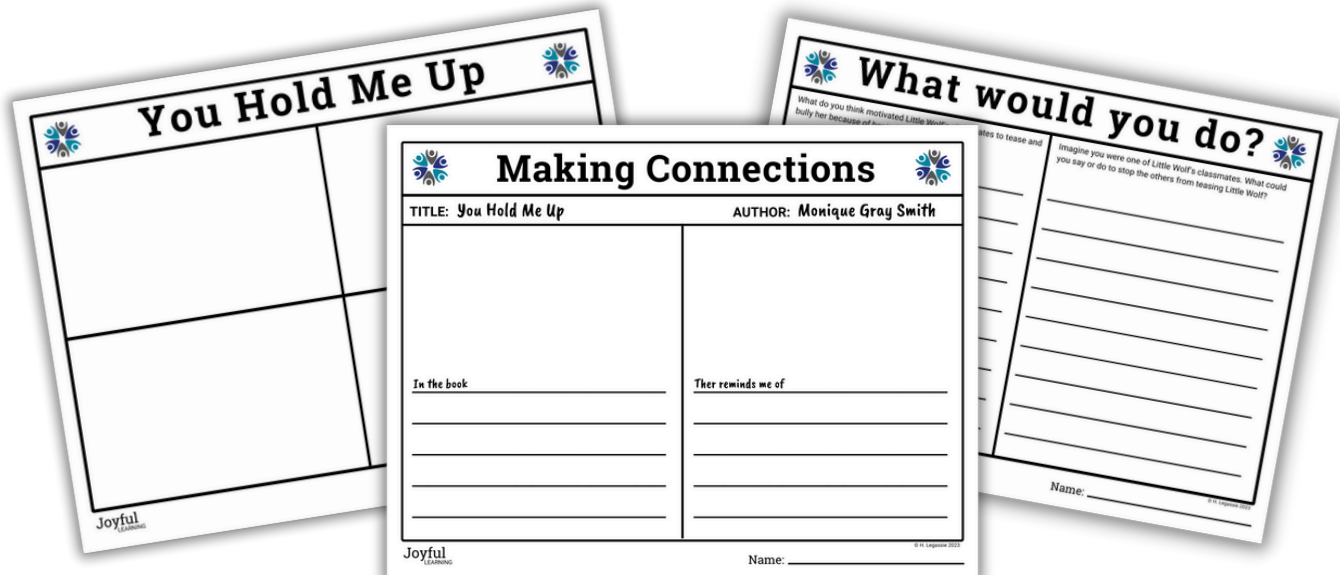


Author Visit Activities



Author Visit Reflections

Unpack the main messages discussed during the author visit with one of these reflection sheets.



Book Activities

A selection of activities designed to help students consider the main messages in the books.

About The Author






Monique Gray Smith

Monique Gray Smith is an award-winning, best-selling Canadian author. Monique is Cree and Scottish. She is well known for her storytelling, spirit of generosity, and focus on resilience.



In 2022, Monique adapted Robin Wall Kimmerer's New York Times Bestselling book, Braiding Sweetgrass for a new generation of readers. Braiding Sweetgrass for Young Adults was released in November 2023.

Monique has 9 books ranging for readers across the lifespan. Children's books include My Heart Fills with Happiness, You Hold Me Up, When We Are Kind, Lucy and Lola and I Hope. Monique's books are used to share wisdom, knowledge, hope, and the important teaching that love is medicine.





Author Visit Reflection



AUTHOR: *Monique Gray Smith*

FEATURED BOOK: *When We Are Kind & You Hold Me Up*

What did you learn about the author?

What did you learn from the book?

What did you learn about being an author?

What are you still wondering?



Author Visit Reflection



AUTHOR: *Monique Gray Smith*

FEATURED BOOK: *When We Are Kind & You Hold Me Up*

What did you learn about the author?

What did you learn from the book?

What did you learn about being an author?

What are you still wondering?



Author Visit Reflection



Author's Name: Monique Gray Smith Date: _____

Featured Book: When We Are Kind & You Hold Me Up

Something I Learned:

Something I'm Wondering:



Author Visit Reflection



Author's Name: Monique Gray Smith Date: _____

Featured Book: When We Are Kind & You Hold Me Up

Three things I learned:







Two interesting facts:





One thing I'm wondering:





Making Connections



TITLE: *When We Are Kind*

AUTHOR: *Monique Gray Smith*

In the book

They reminds me of

Name: _____



Making Connections



TITLE: *You Hold Me Up*

AUTHOR: *Monique Gray Smith*

In the book

They reminds me of

Name: _____



My Favourite Part



TITLE: *When We Are Kind*

AUTHOR: *Monique Gray Smith*

My favourite part of the book is _____



My Favourite Part



TITLE: *You Hold Me Up*

AUTHOR: *Monique Gray Smith*

My favourite part of the book is _____



I Can Show Kindness



I can show kindness to others by _____

Letter to the Author

Write a letter to the author!

There are always so many amazing questions and comments during our events. Your students are invited to write a letter to Monique to share their appreciation, questions, and thoughts about her books and presentation.



What to write...

- Thank you for sharing your story with us.
- My favourite page in the book is.... because...
- One connection I made to your book is...
- One thing I learned from your presentation is...
- One question I still have is...

Where to send it...

VIA MAIL

Monique Gray Smith

c/o Joyful Learning Canada
PO BOX 125
Fort Langley, BC
V1M 2R5

ELECTRONICALLY

hello@joyfullearning.net



Letter to the Author




Handwriting practice lines for the letter. The page contains 12 sets of primary-ruled lines (top solid, middle dashed, bottom solid). The first set is on the right side, and the remaining 11 sets are on the left side, with the last set being indented.

Blank Response Pages



18 Layouts and 3 Title Options

A variety blank templates for you to use with any question or writing prompt that best fit your goals for your learners.





Author Visit Reflection





Author Visit Reflection





Author Visit Reflection





Author Visit Reflection



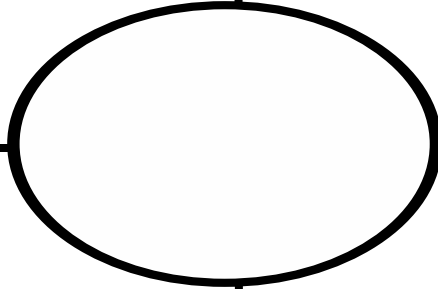


Author Visit Reflection





Author Visit Reflection





Author Visit Reflection





Author Visit Reflection



--	--



Author Visit Reflection



--	--	--



Author Visit Reflection



--	--	--	--



Author Visit Reflection





Author Visit Reflection



Name: _____



Author Visit Reflection





Author Visit Reflection



--	--	--



Author Visit Reflection





Author Visit Reflection



A large, empty rectangular area with a diagonal line from the top-left corner to the bottom-right corner, intended for writing a reflection.



Author Visit Reflection





When We Are Kind





When We Are Kind





When We Are Kind





When We Are Kind



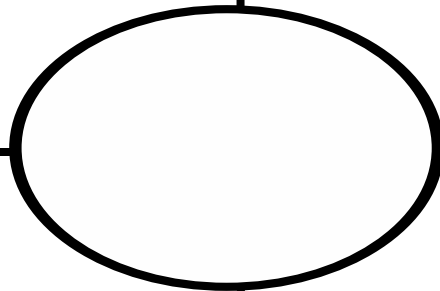


When We Are Kind





When We Are Kind





When We Are Kind





When We Are Kind



--	--



When We Are Kind



--	--	--



When We Are Kind



--	--	--	--



When We Are Kind





When We Are Kind





When We Are Kind





When We Are Kind



--	--	--

Name: _____

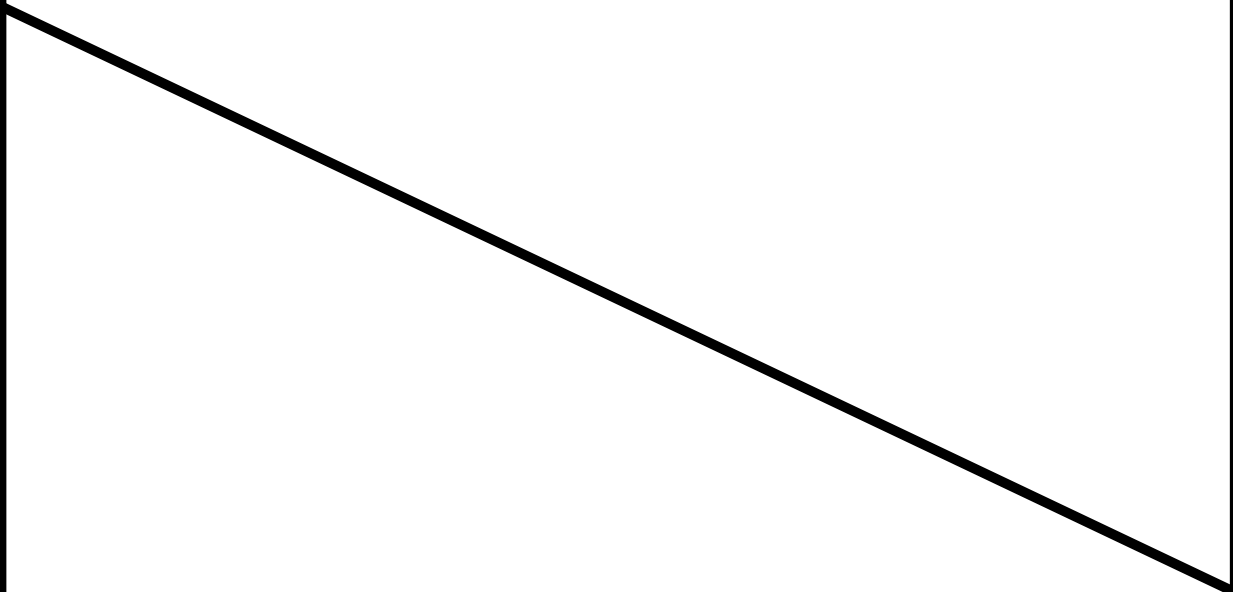


When We Are Kind





When We Are Kind





When We Are Kind





You Hold Me Up





You Hold Me Up





You Hold Me Up





You Hold Me Up



Two large, empty rectangular boxes for writing or drawing, separated by a horizontal line.

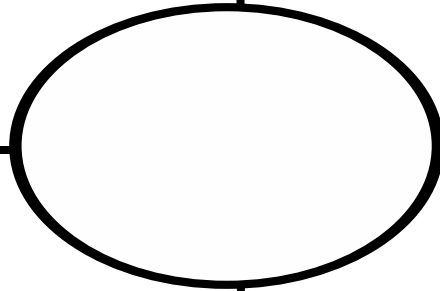


You Hold Me Up





You Hold Me Up





You Hold Me Up





You Hold Me Up



--	--



You Hold Me Up



--	--	--

Name: _____



You Hold Me Up



--	--	--	--



You Hold Me Up





You Hold Me Up





You Hold Me Up





You Hold Me Up



--	--	--

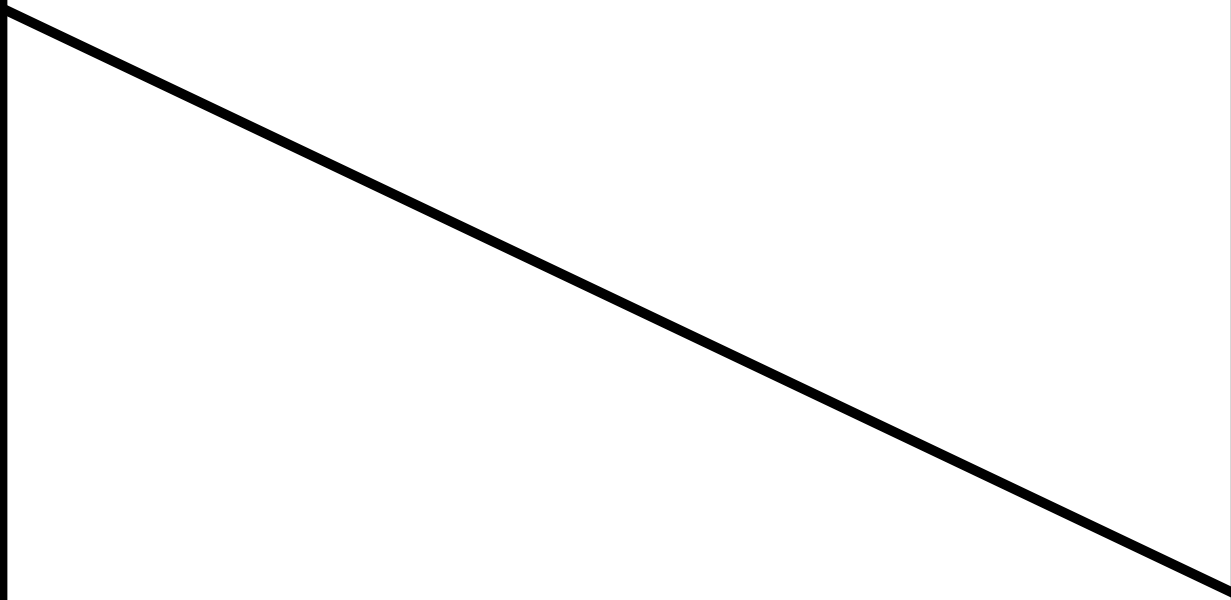


You Hold Me Up





You Hold Me Up





You Hold Me Up



About Us

Hi, I'm Mrs. Legassie!

I live in Fort Langley, BC with my husband, our two kids, and our Rhodesian Ridgeback. I have been a teacher since 2010 and have experience teaching in the private, public, and homeschool settings.

I am currently the Lead Educator at Joyful Learning where I host virtual educational events and create companion teaching resources like this!



About Joyful Learning

Joyful Learning is a project of Legassie Education Access Foundation (LEAF) a not-for-profit organization currently focusing on the development of affordable online educational experiences that spark joy, wonder and a love of learning.

Joyful Learning launched in the early days of the pandemic, bringing people together through online events, helping them to feel connected to the world outside of their classroom or home learning space, and to develop an understanding of how their attitudes and actions have an impact on the world around them. Since then, Joyful Learning has have hosted more than 150 virtual events connecting with over 75,000 children from more than 3700 classrooms across North America.

Follow us to stay updated on
new events and resources!



Terms of Use

By downloading this resource you are agreeing that the contents are the intellectual property of Joyful Learning, Hayley Legassie, or other creators where indicated; and licensed to you only for single classroom use. We retain the copyright, and reserve all rights to this product.

You May

- Use and copy resources for your own single-classroom use, or your own personal use.
- Reference this product in blog posts, at seminars, professional development workshops, or other venues, only if both credit is given to myself (Hayley Legassie) as the author, shares the cover page only and links back to our website are included in those contexts.

You May Not

- Claim this work as your own, alter the files in any way, or remove copyright/watermarks.
- Sell or share the files, or combine the files into another unit for sale or free without prior written permission.
- Post this document for commercial use elsewhere on the internet (this includes Google Doc links on blogs).
- Making copies of purchased items to share with others is strictly forbidden and is a violation of Terms of Use.

Thank you for abiding by universally accepted codes of professional ethics while using their product.

Let's Connect!

Questions?

I have greatly enjoyed creating this resource and have done my best to ensure it is complete and easy to use. If you have any questions or suggestions, please email me at hayley@joyfullearning.net. I'm here to help!

Share your photos with us!

We love to see pictures and videos of students enjoying our events and resources!

EMAIL

hello@joyfullearning.net

*Tag us in
your photos!*

INSTAGRAM & FACEBOOK

[@joyfullearningcanada](https://www.instagram.com/joyfullearningcanada)



TWITTER

[@joyfullylearn](https://twitter.com/joyfullylearn)

Please note that by sharing your photos, they may be used by Joyful Learning on our website or social media. Please ensure you have the appropriate permissions from parents/ guardians to share these photos.

