

ATTENDEE INFORMATION

Orange Shirt Day



NICOLA I. CAMPBELL

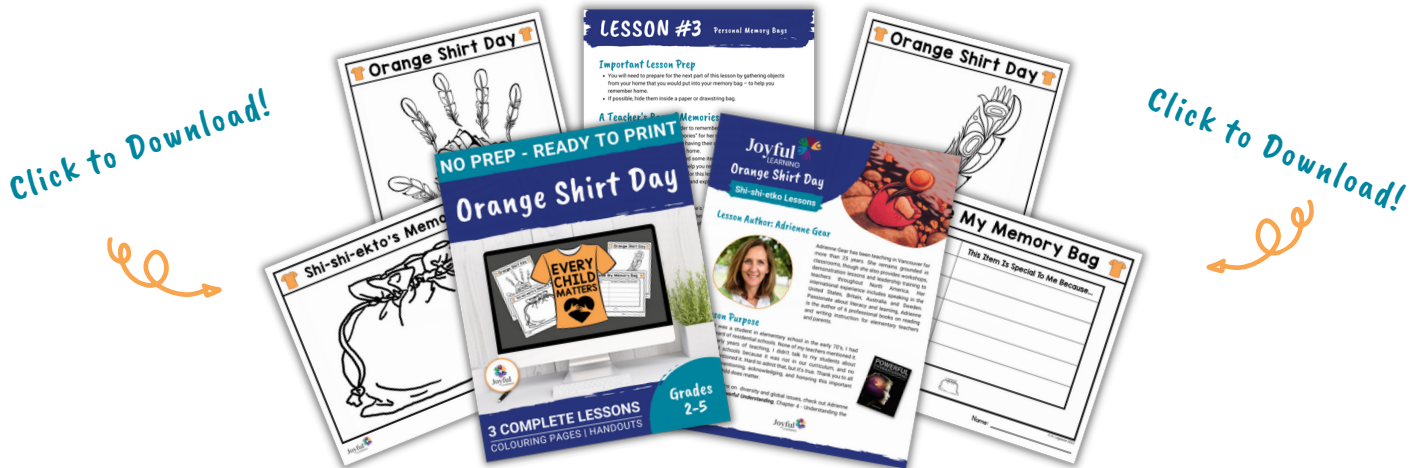
SEPTEMBER 27, 2022 | 9:30AM PT

Indigenous
Voices

Resource Package

The companion Resource Package contains a number of lesson ideas and activities to complete before, during, and after the event. Below is one suggested lesson sequence - all of which can be found in this document or in the Orange Shirt Day Resource Package. Select the activities and sequence that work best for your learners.

We are also working on a collection of other companion resources that will contain a wide range of lesson ideas and activities addressing Orange Shirt Day, Residential Schools, and Truth & Reconciliation. We will add the resources to [our website](#) as they are completed.



Suggested Lesson Sequence

Before

Set The Stage

Shi-shi-etko Lesson 1

Introduce students to the book and discuss the legacy of Residential Schools.

Print Colouring Page

To help with focus, we highly recommend printing at least activity for students to work on during the event.

During

What to Expect

Welcome

Book Reading

Shi-shi-etko

Presentation by Author

BRAIN BREAK

Q&A with Author

Virtual Classroom Tour

Wrap Up

After

Closure

Shi-shi-etko Lessons 2 & 3

Review the story and complete the personal Memory Bag activities.

Letter to the Author

Write a letter to Nicola sharing their questions and thoughts about her story and presentation.

About The Hosts

Hi, I'm Mrs. Legassie!

I live in Fort Langley, BC with my husband, our two kids, and our Rhodesian Ridgeback. I have been a teacher since 2010 and have experience teaching in the private, public, and homeschool settings.

I am currently the Lead Educator at Joyful Learning where I host virtual events and create companion teaching resources like this!



About Joyful Learning

Joyful Learning is a project of Legassie Education Access Foundation (LEAF) a not-for-profit organization currently focusing on the development of affordable online educational experiences that spark joy, wonder and a love of learning.

Joyful Learning launched in the early days of the pandemic, bringing people together through online events, helping them to feel connected to the world outside of their classroom or home learning space, and to develop an understanding of how their attitudes and actions have an impact on the world around them. Since then, Joyful Learning has have hosted more than 150 virtual events connecting with over 75,000 children from more than 3700 classrooms across North America.

Follow us to stay updated on
new events and resources!



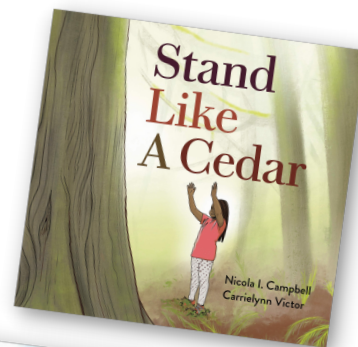

About The Author

Nicola I. Campbell

Nicola I. Campbell is a renowned Canadian children's book author known for her books *Shi-shi-etko* and *Shin-chi's Canoe*. She is Interior Salish and Metis and grew up in British Columbia's Nicola Valley. Many members of her family, including her grandfather and mother attended residential schools. Her books have won many awards including the TD Book Prize, the Marilyn Baillie Award and the Anskohk Aboriginal Children's Books of the Year.



Books by Nicola I. Campbell



Virtual Classroom

Our Orange Shirt Day virtual classroom is filled with informational videos, read aloud books, informational websites, and more for your learners to explore at school or at home. We highly recommend pre-watching all videos to ensure they are appropriate for your students. To keep students safe and on task, YouTube videos are linked through SafeShare which removes advertisements and suggested videos.

Inside the Virtual Classroom



1 Educational Videos
(on whiteboard)

2 Read Aloud Videos

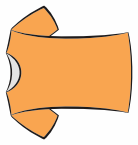
3 Printables

4 First Voices Website

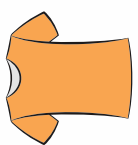
5 Native Land Website

6 Welcome Message

kids.joyfullearning.net/orangeshirtday



Orange Shirt Day



Something I heard...

Something I learned...

Something I saw...

Something I still wonder...



Orange Shirt Day





Joyful LEARNING

Orange Shirt Day

Letter to the Author



There are always so many amazing questions and comments during our events. Your students are invited to write a letter to Nicola to share their questions and thoughts about her book and her presentation.

What to write...

- Thank you for sharing your story with us.
- My favourite page in the book is.... because...
- If I made a Memory Bag like Shi-shi-etko, I would put ____ in it because...
- One thing I learned is...
- One thing I will do to continue learning about Truth & Reconciliation is...
- One question I still have is...

Where to send it...

MAILING ADDRESS

Nicola I . Campbell
c/o Joyful Learning
9220 214 Street
Langley, BC
V1M 2C1

ELECTRONICALLY

hello@joyfullearning.net



Letter to the Author



Handwriting practice lines for a letter. The page features several sets of three horizontal lines: a solid top line, a dashed middle line, and a solid bottom line. There are two sets of lines in the top right corner, two sets in the top left corner, and a large central area with ten sets of lines. At the bottom left, there are two more sets of lines.

Terms of Use

By downloading this resource you are agreeing that the contents are the intellectual property of Joyful Learning, Hayley Legassie, or other creators where indicated; and licensed to you only for single classroom use. We retain the copyright, and reserve all rights to this product.

You May

- Use and copy resources for your own single-classroom use, or your own personal use.
- Reference this product in blog posts, at seminars, professional development workshops, or other venues, only if credit is given to myself (Hayley Legassie/ Joyfyl) as the author and links back to our website are included in those contexts.

You May Not

- Claim this work as your own, alter the files in any way, or remove copyright/watermarks.
- Sell or share the files, or combine the files into another unit for sale or free without prior written permission.
- Post this document for commercial use elsewhere on the internet (this includes Google Doc links on blogs).
- Making copies of purchased items to share with others is strictly forbidden and is a violation of Terms of Use.

Credits

Thank you to the following people for contributing their skills and talents to this product:



Thank you for abiding by universally accepted codes of professional ethics while using this product.

Let's Connect!

Questions?

I have greatly enjoyed creating this resource and have done my best to ensure it is complete and easy to use. If you have any questions or suggestions, please email me at hayley@joyfullearning.net. I'm here to help!

Share your photos with us!

We love to see pictures and videos of students enjoying our events and resources!

EMAIL

hello@joyfullearning.net

INSTAGRAM & FACEBOOK

[@joyfullearningacademy](https://www.instagram.com/joyfullearningacademy)

*Tag us in
your photos!*



TIKTOK

[@joyful.learning](https://www.tiktok.com/@joyful.learning)

TWITTER

[@joyfullylearn](https://twitter.com/joyfullylearn)

Please note that by sharing your photos, they may be used by Joyful Learning on our website or social media. Please ensure you have the appropriate permissions from parents/ guardians to share these photos.

